

DESIGN



With the methodology we apply, we cannot use the official statistical data for 74.10 type of economic activity to calculate the GVA estimates.

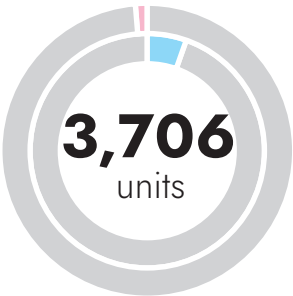
OKVED 2 CODES

74.10 Interior, industrial, and graphic design

CONTRIBUTION TO MOSCOW'S CREATIVE ECONOMY

ENTERPRISES AND SPs


1.3% 5.4%



Of which enterprises – 775, sole proprietors – 2,931

REVENUE

0.3%



Provided revenue reports for 2018 – 334 enterprises (43.1%)

EMPLOYMENT

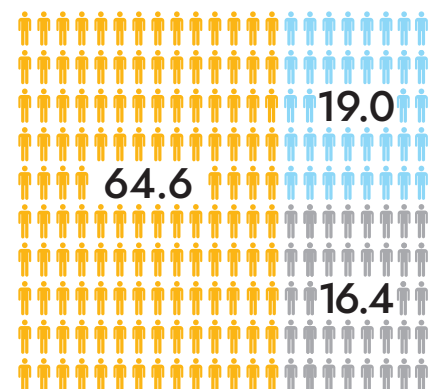
1.1%



Provided employment reports for 2018 – 440 enterprises (57.5%)

EMPLOYMENT PERCENTAGE DISTRIBUTION

ENTERPRISES:

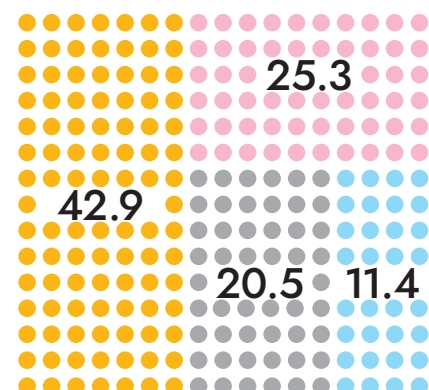
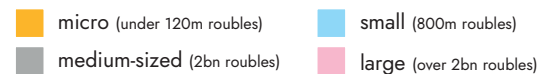


50.5%

are employed in
top 50 enterprises

REVENUE PERCENTAGE DISTRIBUTION

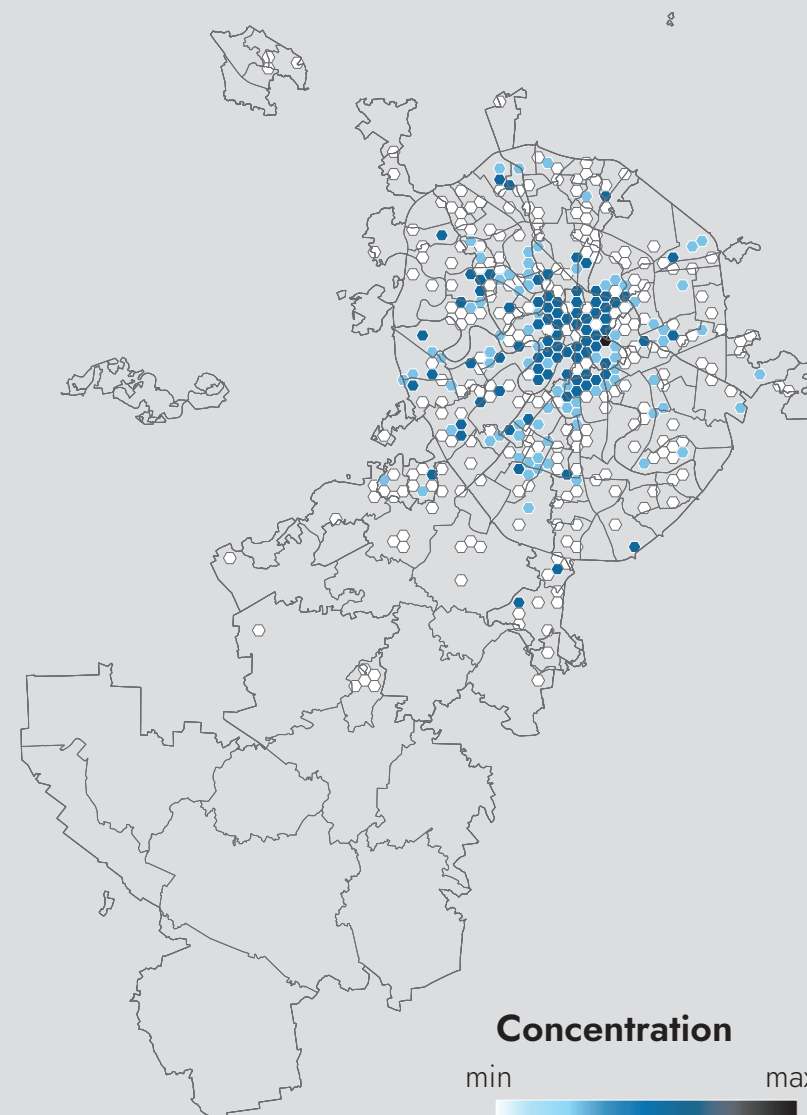
ENTERPRISES:



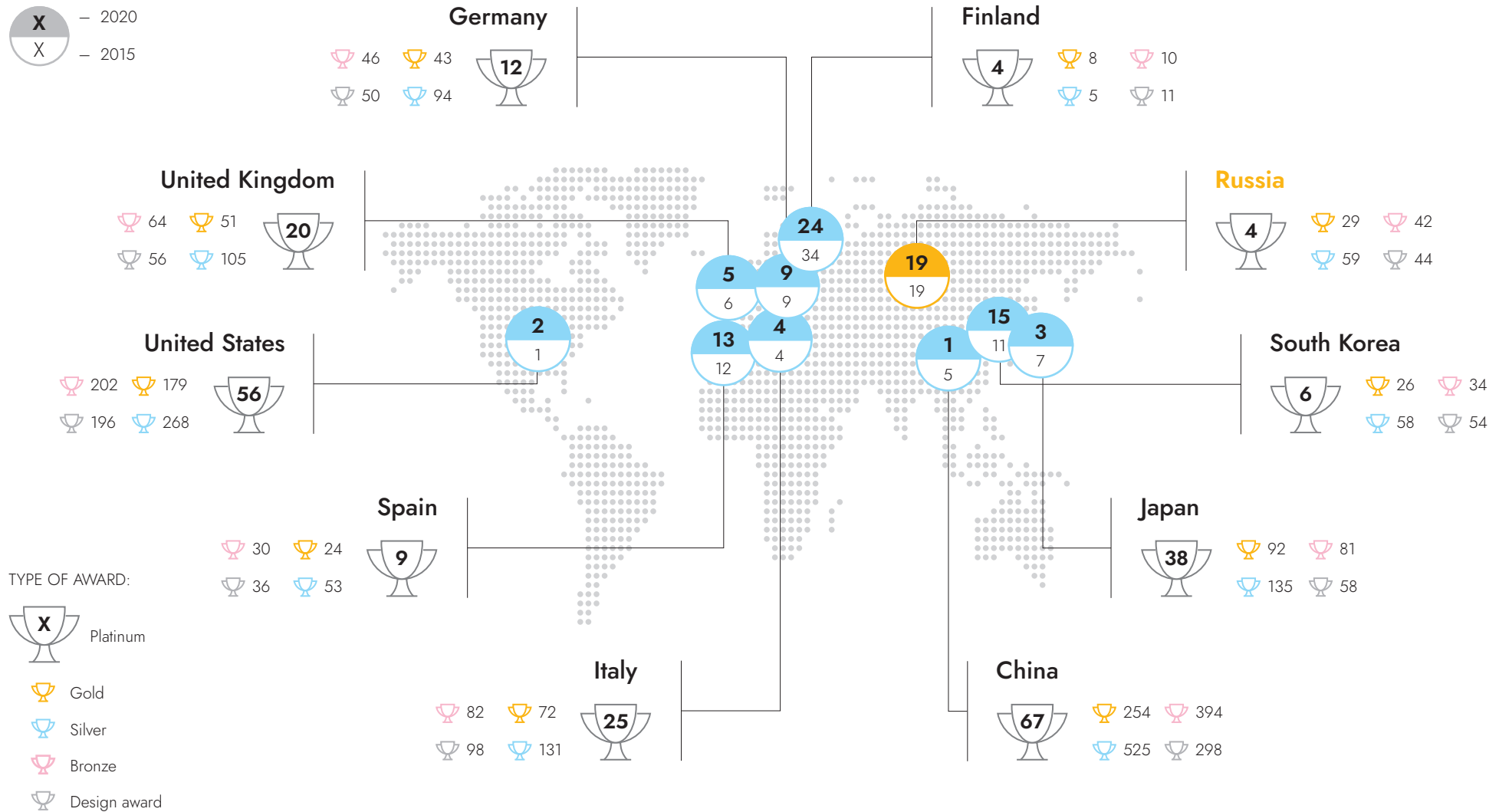
85.2%

revenue is earned by
top 50 enterprises

DESIGN: LOCALISATION OF ENTERPRISES



GLOBAL LEADERS IN DESIGN INDUSTRY: 2020



Note: the rating contains data on designers' awards received at international contests and exhibitions from 2010. The countries are ranked by the number of platinum awards received by designers. Number of countries: 2015 – 83, 2020 – 106.

Source: HSE estimates based on the 2020 World Design Rankings data.

Number of rating participants

Percentage distribution of rating participants in the area of design

Platinum awards

China

250

Industrial



Graphic



Interior



Other*

Designers

Number

24.0

8.4

51.2

16.4



52



67

United States

250

47.6

18.4

9.6

24.4



39



56

Japan

206

21.8

24.8

20.4

33.0



22



38

Russia

125

29.6

32.0

18.4

20.0



3



4

The World Design Rankings are calculated according to the number of awards won at the largest international contest – A' Design Award & Competition, which is conducted under the auspices of leading world associations in the relevant sectors. **Since 2017, the countries occupying the top three positions by the number of platinum awards (the highest prize) has been unchanged: China, the United States, and Japan. Russia is 19th by that indicator (out of 106), maintaining the same position as in 2015.** The Russian designers have 178 awards under their belt, but only four of them are platinum. They were taken by Roma Lazarev (two awards in 2014), Igor Lobanov (2015), and Nataliya Koptseva (2016). Designers from China own 67 platinum awards, from the United States – 56, from Japan – 38. Chinese designers have gained the most success in interior design, American – in industrial design. Distribution of ratings' participants from Japan and Russia in major design fields is fairly even. 12% of awards have been received by Russian designers in the field of jewellery and accessories design.

* Design of textile articles, clothing, footwear, jewellery, landscape, architecture, and engineering design.

Note: the results were received based on the profile analysis of the designers included in 2010–2020 ratings.

Source: HSE estimates based on 2020 World Design Rankings data.