



PERFORMING ARTS



OKVED2 CODES

- 90.01** Creation of theatrical and ballet presentations, activities of circuses
- 90.02** Support activities to performing arts for production of theatrical and ballet presentations, activities of circuses
- 90.04** Operation of theatres

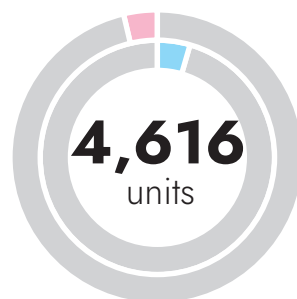
CREATIVE INDUSTRY GVA ESTIMATES



CONTRIBUTION TO MOSCOW'S CREATIVE ECONOMY

ENTERPRISES AND SPs

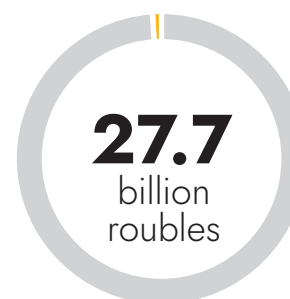
3.7% **4.5%**



Of which enterprises — 2,174,
sole proprietors — 2,442

REVENUE

0.9%



Provided revenue reports for 2018 —
766 enterprises (35.2%)

EMPLOYMENT

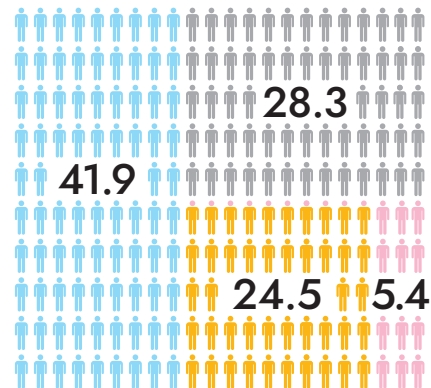
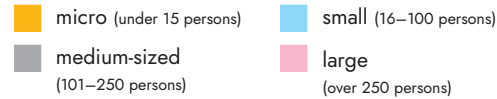
3.5%



Provided employment reports for 2018 —
982 enterprises (46.1%)

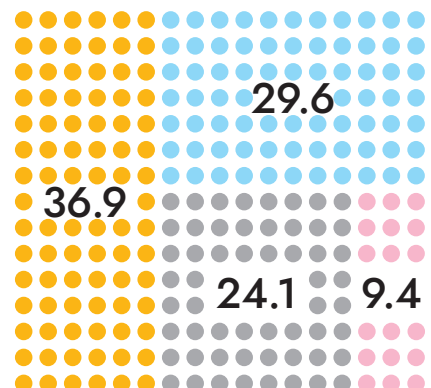
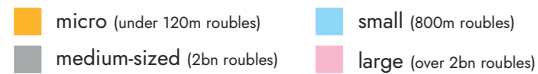
EMPLOYMENT PERCENTAGE DISTRIBUTION

ENTERPRISES:

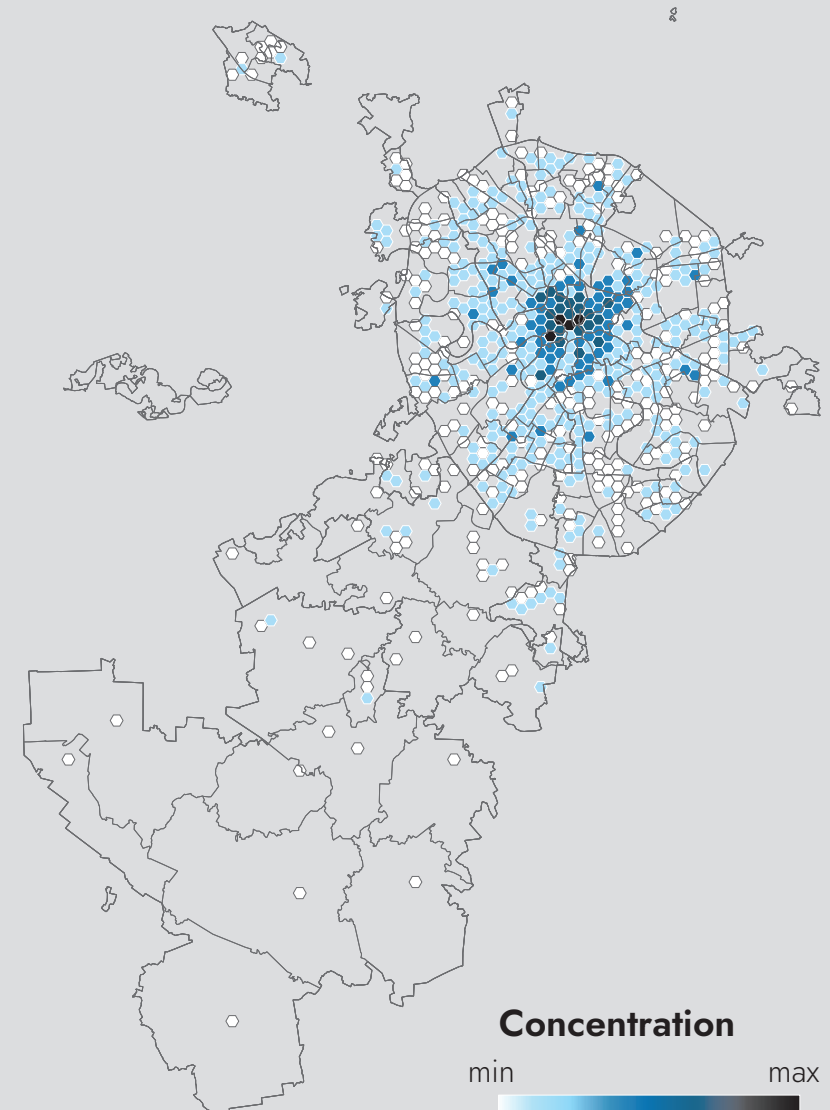


REVENUE PERCENTAGE DISTRIBUTION


ENTERPRISES:



PERFORMING ARTS: LOCALISATION OF ENTERPRISES



FEDERAL AND LOCAL THEATRES IN MOSCOW AND IN RUSSIA: 2020
















































In 2019, Russia boasted more than 1,500 theatres, 671 of which were federal or local theatres. Private theatres are typically experimental theatres and art platforms, dance theatres, and theatres of combined art. **14 federal theatres and 81 city theatres are located in Moscow.**

Despite the fact that new forms and fields of theatrical art are developing in the country, the audience's most popular choice were still drama theatre performances. In regions, the second place in popularity polls is occupied by puppet theatres, in Moscow – opera and ballet theatres.

In 2019, the leaders among the capital's state-owned theatres by the number of conducted events were The Vakhtangov Theatre (821 plays, of which 28 – abroad) and Moscow Art Theatre (729 and 11, respectively). Most of the plays shown abroad in 2019 were performed by The Bolshoi Theatre; it also secured the highest inflow of trading income (2.6 billion roubles).

MOSCOW STATE THEATRES WITH HIGHEST TRADING INCOME: 2017

Theatre	Total trading income*, million roubles	Budget funds of all levels as a percentage of total funds received during the year	Number of events		
			in Moscow	in Russia	abroad
The Bolshoi Theatre	 2,620.9	58.7 	 473	1	 36
Moscow Operetta Theatre	 630.6	48.9 	 325	5	 3
The Vakhtangov Theatre	 560.4	39.3 	 747	 46	 28
Moscow Art Theatre	 527.6	48.6 	 689	 29	 11
Moscow Sovremennik Theatre	 470.7	78.8 	 425	 16	 16
Stanislavski and Nemirovich-Danchenko Moscow Academic Music Theatre	 437.4	70.2 	 273	2	 2
Maly Theatre	 426.5	61.1 	 275	 23	0
The Lenkom Theatre	 419.3	46.7 	 549	 18	 12
The State Theatre of Nations	 407.5	46.4 	 385	 14	 8
The Moscow Academic Theatre of Satire	 371.9	32.5 	 453	2	 2

* Receipts from principal statutory activities, entrepreneurial activities, and rental services.

Source: HSE estimates based on the data of the Ministry of Culture of the Russian Federation, 2017.